





1/2" One Way Shut-Off - 5 Series





FOSTER
MANUFACTURING COMPANY


5 Series 1/2" Plugs


Female Thread		Part No.	FPT	Description
		53-5	3/8"	Steel
		55-5	1/2"	Steel
		55-5S/S		303 Stainless
		57-5	3/4"	Steel

Hose Stem		Part No.	I.D.	Description
		59-5	3/8"	Steel
		59-5B	3/8"	Brass
		60-5	1/2"	Steel
		60-5G	1/2"	Ball Check, Steel
		60-5B	1/2"	Brass
		61-5	3/4"	Steel
61-5B	3/4"	Brass		
Requires Hose Clamps (See page 96 for typical hose clamps)				


Reusable Hose Clamp		Part No.	I.D. x O.D.	Description
		PB3-5	1/4" x 1/2"	Steel
		PB5-5	1/4" x 9/16"	
		PB7-5	1/4" x 5/8"	
		PD7-5	3/8" x 5/8"	
		PD9-5	3/8" x 11/16"	
		PD11-5	3/8" x 3/4"	
		PD13-5	3/8" x 13/16"	
		PP13-5	1/2" x 13/16"	
		PP15-5	1/2" x 7/8"	
		PP17-5	1/2" x 15/16"	
PP19-5	1/2" x 1"			


Push-On Hose Stem		Part No.	I.D.	Description
		71-5	3/8"	Steel
		81-5	1/2"	
		81-5B	1/2"	Brass
Hose clamps not required when used with "Push On" hose. See page 63.				


Male Thread		Part No.	MPT	Description
		50-5	1/4"	Steel
		52-5	3/8"	Steel
		52-5B		Brass
		54-5GB	1/2"	Ball Check, Brass
		54-5		Steel
		54-5G		Ball Check, Steel
		54-5B		Brass
		54-5S/S	3/4"	303 Stainless
		56-5		Steel
56-5S/S		303 Stainless		

Male Thread Swivel Under Pressure		Part No.	MPT	Description
		54S-5	1/2"	Free Swivel Under Pressure, Steel

Coaxial Plug/Coupler

Male Thread Plug		Part No.	I.D.	Description
		54-5CA	1/2"	Steel

Male Thread Coupler		Part No.	I.D.	Description
		SV5305CA	1/2"	Steel, Safety Coupler
SV5505CA	3/4"			

Female Thread Coupler		Part No.	I.D.	Description
		SV5205CA	1/2"	Steel, Safety Coupler

Non-Standard Product Standard Product

See page 138 for full size templates

www.zsi-foster.com



One Way Shut-off

Safety Vent Series

Non-Std. Interchange

Straight Through


Hydraulic Two Way Shut-off


Mold / Die


Hose Fittings & Accessories

ZSi Products


5 Series 1/2" 1-Way Shut-Off Sockets

Female Thread		Part No.	FPT	Description
		4015	1/4"	Brass/Steel
		BL4015		Ball Lock, Brass/Steel
		5005	3/8"	Brass/Steel
		BL5005		Ball Lock, Brass/Steel
		5005H		For Heat, Viton Seal
		5005W		For Water, Brass/SS, Buna-N Seal
		5205	1/2"	Brass/Steel
		BL5205		Ball Lock, Brass/Steel
		5205H		For Heat, Viton Seal
		5205LV		Less Valve
		5205S/S		303 Stainless
		5205W	For Water, Brass/SS, Buna-N Seal	
		5405	3/4"	Brass/Steel
		BL5405		Ball Lock, Brass/Steel
5405W	For Water, Brass/SS, Buna-N Seal			


Male Thread		Part No.	MPT	Description
		4905	1/4"	Brass/Steel
		BL4905		Ball Lock, Brass/Steel
		5105	3/8"	Brass/Steel
		BL5105		Ball Lock, Brass/Steel
		5305		Brass/Steel
		BL5305	Ball Lock, Brass/Steel	
		5305H	1/2"	For Heat, Viton Seal
		5305S/S		303 Stainless
		5305W		For Water, Brass/SS, Buna-N Seal
		5505		3/4"
		BL5505	Ball Lock, Brass/Steel	

Hose Stem		Part No.	I.D.	Description
		5605	1/4"	Brass/Steel
		BL5605		Ball Lock, Brass/Steel
		5705	3/8"	Brass/Steel
		BL5705		Ball Lock, Brass/Steel
		5705H		For Heat, Viton Seal
		5805	1/2"	Brass/Steel
		BL5805		Ball Lock, Brass/Steel
		5805H		For Heat, Viton Seal
		5805HW		For Hot Water, Brass/SS, Viton Seal
		5805W		For Water, Brass/SS, Buna-N Seal
		5905	3/4"	Brass/Steel
BL5905	Ball Lock, Brass/Steel			
5905W	For Water, Brass/SS, Buna-N Seal			

Requires Hose Clamps (See page 96 for typical hose clamps)

Push-On Hose Stem		Part No.	I.D.	Description
		1815	1/2"	Brass/Steel
		1815W	1/2"	For Water, Brass/SS, Buna-N Seal
		BL1815	1/2"	Ball Lock, Brass/Steel

Hose clamps not required when used with "Push On" hose. See page 63.

Reusable Hose Clamp		Part No.	I.D. x O.D.	Description
		SD7-5	3/8" x 5/8"	Brass/Steel
		BLSD7-5		Ball Lock, Brass/Steel
		SD7-5W		For Water, Brass/SS, Buna-N Seal
		SD9-5	3/8" x 11/16"	Brass/Steel
		BLSD9-5		Ball Lock, Brass/Steel
		SD9-5W		For Water, Brass/SS, Buna-N Seal
		SD11-5	3/8" x 3/4"	Brass/Steel
		BLSD11-5		Ball Lock, Brass/Steel
		SD13-5	3/8" x 13/16"	Brass/Steel
		BLSD13-5		Ball Lock, Brass/Steel
		SP13-5	1/2" x 13/16"	Brass/Steel
		BLSP13-5		Ball Lock, Brass/Steel
		SP13-5W		For Water, Brass/SS, Buna-N Seal
		SP15-5	1/2" x 7/8"	Brass/Steel
		BLSP15-5		Ball Lock, Brass/Steel
		SP17-5	1/2" x 15/16"	Brass/Steel
		BLSP17-5		Ball Lock, Brass/Steel
		SP19-5	1/2" x 1"	Brass/Steel
BLSP19-5	Ball Lock, Brass/Steel			





1/2" One Way Shut-Off - 5 Series




FOSTER
MANUFACTURING COMPANY


5 Series 1/2" 1-Way Automatic Sockets

Female Thread		Part No.	FPT	Description
		FM4015	1/4"	Brass
		SL4015		Sleeve Lock, Brass
		FM5005	3/8"	Brass
		SL5005		Sleeve Lock, Brass
		FM5005H		For Heat, Viton Seal, Brass
		FM5005S		For Steam, Brass/SS, EPDM Seal
		FM5005W		For Water, Brass/SS, Buna-N Seal
		FM5205	1/2"	Brass
		SL5205		Sleeve Lock, Brass
		FM5205H		For Heat, Viton Seal, Brass
		FM5205LV		Less Valve, Brass
		FM5205S		For Steam, Brass/SS, EPDM Seal
		FM5205W	For Water, Brass/SS, Buna-N Seal	
		FM5405	3/4"	Brass
SL5405	Sleeve Lock, Brass			
FM5405W	For Water, Brass/SS, Buna-N Seal			


Male Thread		Part No.	MPT	Description
		FM4905	1/4"	Brass
		SL4905		Sleeve Lock, Brass
		FM5105	3/8"	Brass
		SL5105		Sleeve Lock, Brass
		FM5305	1/2"	Brass
		SL5305		Sleeve Lock, Brass
		FM5305S		For Steam, Brass/SS, EPDM Seal
		FM5305W		For Water, Brass/SS, Buna-N Seal
		FM5505		3/4"
		SL5505	Sleeve Lock, Brass	
		FM5505S	For Steam, Brass/SS, EPDM Seal	

Hose Stem		Part No.	I.D.	Description
		FM5605	1/4"	Brass
		SL5605		Sleeve Lock, Brass
		FM5705	3/8"	Brass
		SL5705		Sleeve Lock, Brass
		FM5705H		For Heat, Viton Seal, Brass
		FM5805	1/2"	Brass
		SL5805		Sleeve Lock, Brass
		FM5805H		For Heat, Viton Seal, Brass
		SL5805H		For Heat, Sleeve Lock, Viton Seal
		FM5805W		For Water, Brass/SS, Buna-N Seal
		FM5905	3/4"	Brass
		SL5905		Sleeve Lock, Brass

Requires Hose Clamp (See page 96 for typical hose clamps)

Push-On Hose Stem		Part No.	I.D.	Description
		FM1815	1/2"	Brass

Hose clamps not required when used with "Push On" hose. See page 63.

Reusable Hose Clamp		Part No.	I.D. x O.D.	Description
		FMSD7-5	3/8" x 5/8"	Brass
		SLSD7-5		Sleeve Lock, Brass
		FMSD7-5H		For Heat, Viton Seal, Brass
		FMSD9-5	3/8" x 11/16"	Brass
		SLSD9-5		Sleeve Lock, Brass
		FMSD11-5	3/8" x 3/4"	Brass
		SLSD11-5		Sleeve Lock, Brass
		FMSD13-5	3/8" x 13/16"	Brass
		SLSD13-5		Sleeve Lock, Brass
		FMSP13-5	1/2" x 13/16"	Brass
		SLSP13-5		Sleeve Lock, Brass
		FMSP13-5H		For Heat, Viton Seal, Brass
		FMSP15-5	1/2" x 7/8"	Brass
		SLSP15-5		Sleeve Lock, Brass
		FMSP17-5	1/2" x 15/16"	Brass
		SLSP17-5		Sleeve Lock, Brass
		FMSP19-5	1/2" x 1"	Brass
SLSP19-5	Sleeve Lock, Brass			

- [1] Swivel Plugs – Eliminates hose twist for applications such as blow guns, air tools, etc.
- [2] Ball check plugs eliminate hose whip at disconnect by checking the rapid flow of downstream exhaust air
- [3] Ball Lock (BL) – Locks manual socket against accidental disconnect.
- [4] Sleeve Lock (SL) – Locks automatic socket against accidental disconnect.

Non-Standard Product Standard Product

See page 138 for full size templates