


### Features:

- ISO A Series couplings feature poppet valves with solid metal perch that maintains valve alignment and prevents flow checking. Both the sleeves of the socket and plug are case hardened to make the couplings resistant to damage from brinelling and mechanical shock.
- The durable ball-locking mechanism ensures a reliable connection every time.
- These couplings have female pipe and straight thread end configurations as standard. The dimensional requirements of Series A in ISO 7241-1. Socket and plug are interchangeable with other parts compatible with ISO 7241-1.
- ISO A couplings with sleeve lock, comply with OSHA requirements that couplings shall be the type that cannot be unlocked or disconnected by means of a straight pull without rotary motion.


### Specifications:

	SIZE				
	1/4"	3/8"	1/2"	3/4"	1"
Working Pressure	5000	4000	4000	4000	4000
Temperature Range (std seals)	-40° to +250° F.				

### ISO-A SERIES PLUGS

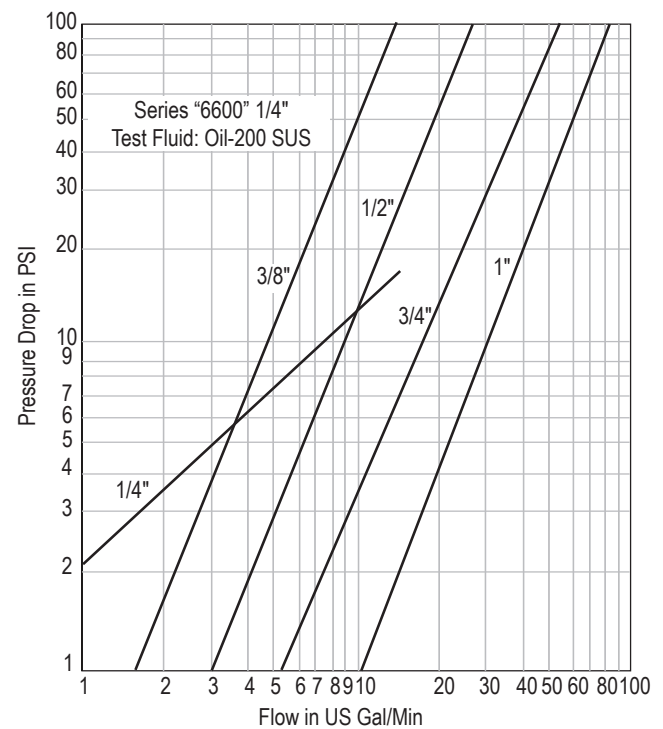
FEMALE THREAD	PART No. STEEL	SIZE	THREAD SIZE	
			NPTF	ORB
	B-6602-2-4	1/4"	1/8-27	-
	B-6602-4-4		1/4-18	
	B-6602-6-6	3/8"	3/8-18	
	B-6602-8-10		1/2-14	
	B-6602-12-10	1/2"	3/4-14	
	B-6610-8-10		3/4-16	
	B-6610-10-10		7/8-14	
	B-6610-12-10	3/4"	1 1/16-12	
	B-6602-12-12		3/4-14	
	B-6610-12-12	-	1 1/16-12	
	B-6602-16-16	1"	1 - 11 1/2	
	B-6610-16-16		-	

### ISO-A SERIES SOCKETS



FEMALE THREAD	PART No. STEEL	SIZE	THREAD SIZE	
			NPTF	ORB
	B-6601-2-4	1/4"	1/8-27	-
	B-6601-4-4		1/4-18	
	B-6601-6-6	3/8"	3/8-18	
	B-6601-8-10		1/2-14	
	B-6601-12-10	1/2"	3/4-14	
	B-6608-8-10		3/4-16	
	B-6608-10-10		7/8-14	
	B-6608-12-10	3/4"	1 1/16 - 12	
	B-6601-12-12		3/4-14	
	B-6608-12-12	-	1 1/16 - 12	
	B-6601-16-16	1"	1 - 11 1/2	
	B-6608-16-16		-	


### Applications:

The versatile ISO A Series couplings are used in a wide range of hydraulic applications including construction equipment, manufacturing machinery, and in-plant systems. They can be found anywhere the fluid transfer lines need to be connected and disconnected for operation or maintenance of equipment. Rugged construction makes it a good choice for mobile applications including dump trucks, snow plows, refuse hauling, mining, asphalt paving, truck trailer connections and many more. In-plant machinery applications include hydraulic fluid, chemicals and gas lines for paper mills, steel production, and many varieties of plant maintenance and production equipment.



### DUST CAPS & DUST PLUGS

DUST CAP	PART No.	SIZE	DUST PLUG	PART No.	SIZE
	B-6657-4	1/4"		B-6659-4	1/4"
	B-6657-6	3/8"		B-6659-6	3/8"
	B-6657-10	1/2"		B-6659-10	1/2"
	B-6657-12	3/4"		B-6659-12	3/4"
	B-6657-16	1"		B-6659-16	1"

DUST CAP & PLUG COMBO	PART No.	SIZE
	A04DC-DP	1/4"
	A06DC-DP	3/8"
	A12DC-DP	1/2"
	A16DC-DP	3/4"

Note: Foster approved components (May be imported)

See page 141 for full size templates