



210 1/4" Series

(Interchange with ARO 210 Series)



FOSTER
MANUFACTURING COMPANY

Foster 210 Series couplings are manual to connect designs and interchange with 1/4" body size ARO 210 series plugs.

Specifications:

Type: One Way Shut-Off

Rated Pressure: 300 psi

Temperature Range (Buna seal): -40° to +250°F.

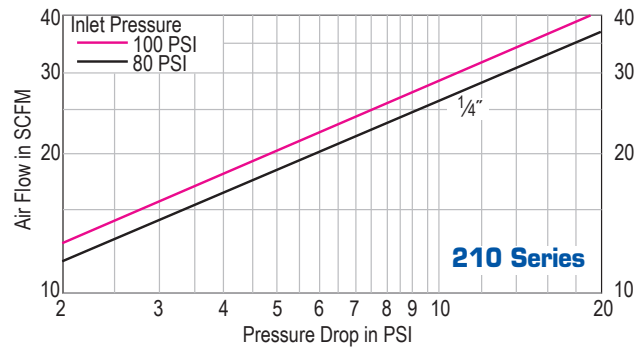
Locking Device: Stainless Steel pins

Operation:


Manual - socket sleeve must be retracted to connect and disconnect


Automatic - Push to Connect


Performance:




210 Series 1/4" Plugs

Female Thread		Part No.	FPT	Description
		210-11	1/4"	Steel
		210-11S/S	1/4"	303 Stainless


Male Thread		Part No.	MPT	Description
		210-12	1/8"	Steel
		210-10	1/4"	
210-10S/S	1/4"	303 Stainless		


Hose Stem		Part No.	I.D.	Description
		210-16	1/4"	Steel Requires Hose Clamp (See page 96 for typical hose clamps)
		210-16S	5/16"	
210-17	3/8"			


Push-On Hose Stem		Part No.	I.D.	Description
		210-51	1/4"	Steel

Hose clamps not required when used with "Push On" hose. See page 63.

210 Series 1/4" Manual Sockets

Female Thread		Part No.	FPT	Description
		210M-2803	1/8"	Brass/Steel
		210M-2803NP	1/8"	Brass/Steel Nickel Plated Sleeve
		210M-2803S/S	1/8"	303 Stainless
		210M-3003	1/4"	Brass/Steel
		210M-3003NP	1/4"	Brass/Steel Nickel Plated Sleeve
		210M-3003S/S	1/4"	303 Stainless
		210M-3203	3/8"	Brass/Steel
210M-3203S/S	3/8"	303 Stainless		

Hose Stem		Part No.	I.D.	Description
		210M-3603	1/4"	Brass/Steel
		210M-3603NP	1/4"	Brass/Steel Nickel Plated sleeve
		210M-3603S/S	1/4"	303 Stainless
		210M-3653	5/16"	Brass/Steel
		210M-3653S/S	5/16"	303 Stainless
		210M-3703	3/8"	Brass/Steel
210M-3703S/S	3/8"	303 Stainless		


Male Thread		Part No.	MPT	Description
		210M-2903	1/8"	Brass/Steel
		210M-2903NP	1/8"	Brass/Steel Nickel Plated sleeve
		210M-2903S/S	1/8"	303 Stainless
		210M-3103	1/4"	Brass/Steel
		210M-3103NP	1/4"	Brass/Steel Nickel Plated sleeve
		210M-3103S/S	1/4"	303 Stainless
		210M-3303	3/8"	Brass/Steel
		210M-3303S/S	3/8"	303 Stainless


Requires Hose Clamp (See page 96 for typical hose clamps)


Non-Standard Product Standard Product


See page 141 for full size templates

Series 210 1/4" Safety Vent Sockets

Female Thread		Part No.	FPT	Description
		SV210-3003	1/4"	Steel, Safety Coupler
		SV210-3203	3/8"	


Male Thread		Part No.	MPT	Description
		SV210-3103	1/4"	Steel, Safety Coupler
		SV210-3303	3/8"	


Hose Stem		Part No.	I.D.	Description
		SV210-3603	1/4"	Steel, Safety Coupler Requires Hose Clamp (See page 96 for typical hose clamps)
		SV210-3703	3/8"	


Push-On Hose Stem		Part No.	I.D.	Description
		SV210-1513	1/4"	Steel, Safety Coupler
		SV210-1713	3/8"	

Hose clamps not required when used with "Push On" hose. See page 63.


Series 210 1/4" Automatic Sockets

Female Thread		Part No.	FPT	Description
		210-2803	1/8"	Brass/Steel
		210-2803S/S	1/8"	303 Stainless
		210-3003	1/4"	Brass/Steel
		210-3003S/S	1/4"	303 Stainless
		210-3203	3/8"	Brass/Steel
		210-3203S/S	3/8"	303 Stainless


Male Thread		Part No.	MPT	Description
		210-2903	1/8"	Brass/Steel
		210-2903S/S	1/8"	303 Stainless
		210-3103	1/4"	Brass/Steel
		210-3103S/S	1/4"	303 Stainless
		210-3303	3/8"	Brass/Steel
		210-3303S/S	3/8"	303 Stainless

Hose Stem		Part No.	I.D.	Description
		210-3603	1/4"	Brass/Steel
		210-3603S/S	1/4"	303 Stainless
		210-3653	5/16"	Brass/Steel
		210-3703	3/8"	Brass/Steel
		210-3703S/S	3/8"	303 Stainless

Requires Hose Clamp (See page 96 for typical hose clamps)

Push-On Hose Stem		Part No.	I.D.	Description
		210-1513	1/4"	Brass/Steel
		210-1713	3/8"	

Hose clamps not required when used with "Push On" hose. See page 63.

Reusable Hose Clamp		Part No.	I.D. x O.D.	Description
		210-SB3	1/4" x 1/2"	Brass/Steel
		210-SB3S/S	1/4" x 1/2"	303 Stainless
		210-SB5	1/4" x 9/16"	Brass/Steel
		210-SB7	1/4" x 5/8"	
		210-SB7S/S	1/4" x 5/8"	303 Stainless
		210-SC5	5/16" x 9/16"	Brass/Steel
		210-SC7	5/16" x 5/8"	
		210-SD7	3/8" x 5/8"	
		210-SD9	3/8" x 11/16"	
		210-SD11	3/8" x 3/4"	
210-SD13	3/8" x 13/16"			

Non-Standard Product
 Standard Product

See page 141 for full size templates