





# 1/4" One Way Shut-Off - 3 Series




**FOSTER**  
MANUFACTURING COMPANY


## 3 Series 1/4" Plugs

Female Thread		Part No.	FPT	Description
		13-3	1/8"	Steel
		13-3B		Brass
		13-3S/S		303 Stainless
		11-3	1/4"	Steel
		11-3B		Brass
		11-3S/S		303 Stainless
15-3	3/8"	Steel		

Hose Stem		Part No.	I.D.	Description
		16-3	1/4"	Steel
		16-3B		Brass
		165-3	5/16"	Steel
		17-3	3/8"	Steel
		17-3B		Brass

Requires Hose Clamp (See page 96 for typical hose clamps)

Male Thread		Part No.	MPT	Description
		12-3	1/8"	Steel
		12-3B		Brass
		12-3S/S		303 Stainless
		12S-3		Free Swivel Under Pressure Steel
		10-3	1/4"	Steel
		10-3B		Brass
		10-3S/S		303 Stainless
		10-3D		w/Dill Valve Steel
		10-3G		Ball Check, Steel
		10-3GB		Ball Check, Brass
		10-3GS		Ball Check, Spring Loaded, For Steam, Brass/SS Material, EPDM Seal
		10-3GS/S		Ball Check, 303 Stainless
		10S-3		Free Swivel Under Pressure
		10-3DB		Brass, Valve Core Plug
		14-3	3/8"	Steel
		14-3B		Brass
		14-3GB		Ball Check, Brass
		14S-3		Free Swivel Under Pressure

Push-On Hose Stem		Part No.	I.D.	Description
		51-3	1/4"	Steel
		71-3	3/8"	Steel


Hose clamps not required when used with "Push On" hose. See page 63.

Reusable Hose Clamp		Part No.	I.D. x O.D.	Description
		PB3-3	1/4" x 1/2"	Steel
		PB3-3B	1/4" x 1/2"	Brass
		PB3-3S/S	1/4" x 1/2"	303 Stainless
		PB5-3	1/4" x 9/16"	Steel
		PB5-3B	1/4" x 9/16"	Brass
		PB7-3	1/4" x 5/8"	Steel
		PB7-3B	1/4" x 5/8"	Brass
		PB7-3S/S	1/4" x 5/8"	303 Stainless
		PC5-3	5/16" x 9/16"	Steel
		PC7-3	5/16" x 5/8"	Steel
		PD7-3	3/8" x 5/8"	Steel
		PD9-3	3/8" x 1 1/16"	Steel
		PD11-3	3/8" x 3/4"	Steel
		PD13-3	3/8" x 1 3/16"	Steel

[1] Ball check plugs eliminate hose whip at disconnect by checking the rapid flow of downstream exhaust air

[2] Swivel Plugs – Eliminates hose twist on end drop applications such as blow guns, air tools, etc.

## Dust Caps

Dust Cap		Part No.	Size	Description
		3PDC	1/4"	Plastic


Dust Caps, Sockets		Part No.	I.D. x O.D.	Description
		3SDC	1/4"	For Manual 1/4" only


Non-Standard Product  Standard Product

See page 138 for full size templates




## 3 Series 1/4" 1-Way Manual Sleeve Guard Sockets


Female Thread		Part No.	FPT	Description
		SG2803	1/8"	Brass
		SG3003	1/4"	
		SG3003LV	1/4"	Brass, less Valve
		SG3203	3/8"	Brass

Male Thread		Part No.	MPT	Description
		SG2903	1/8"	Brass
		SG3103	1/4"	
		SG3103D	1/4"	Brass w/Dill Valve
		SG3303	3/8"	Brass

[1] Sockets with modified valves are recommended for use with valve core plugs. Suffix-D to socket Cat. No.


Hose Stem		Part No.	I.D.	Description
		SG3603	1/4"	Brass
		SG3703	3/8"	

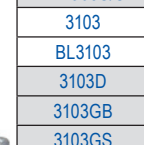
Requires Hose Clamp (See page 96 for typical hose clamps)

Push-On Hose Stem		Part No.	I.D.	Description
		SG1513	1/4"	Brass
		SG1713	3/8"	

Hose clamps not required when used with "Push On" hose. See page 63.

## 3 Series 1/4" 1-Way Manual Sockets

Female Thread		Part No.	FPT	Description
		2803	1/8"	Brass/Steel
		BL2803		Ball Lock
		2803GB		Brass
		2803GS		Steel
		2803H		Steel, For Heat, Viton Seal
		2803S		Brass/SS, For Steam, EPDM Seal
		2803S/S		303 Stainless
		BL2803S/S		Ball Lock, 303 Stainless
		2803W		Brass/SS, For Water, Buna-N Seal
		3003		1/4"
		BL3003	Ball Lock	
		3003D	w/Dill Valve	
		3003GB	Brass	
		3003GS	Steel	
		3003H	Steel, For Heat, Viton Seal	
		3003HW	Brass/SS, For Hot Water, Viton Seal	
		3003LV	Steel, Less Valve	
		3003S	Brass/SS, For Steam, EPDM Seal	
		3003S/S	303 Stainless	
		BL3003S/S	Ball Lock, 303 Stainless	
		3003S/SH	303 Stainless, For Heat, Viton Seal	
		3003W	Brass/SS, For Water, Buna-N Seal	
		BL3003W	Brass/SS, Ball Lock, For Water, Buna-N Seal	
		3203	3/8"	Brass/Steel
		BL3203		Ball Lock
		3203GB		Brass
		3203GS		Steel
		3203H		Steel, For Heat, Viton Seal
		3203LV		Steel, Less Valve
3203S/S	303 Stainless			
BL3203S/S	Ball Lock, 303 Stainless			
3203S/SLV	Less Valve, 303 Stainless			
3203W	Brass/SS, For Water, Buna-N Seal			

Male Thread		Part No.	MPT	Description	
		2903	1/8"	Brass/Steel	
		BL2903		Ball Lock	
		2903GB		Brass	
		2903GS		Steel	
		2903H		Steel, For Heat, Viton Seal	
		2903S		Brass/SS, For Steam, EPDM Seal	
		2903S/S		303 Stainless	
		BL2903S/S		Ball Lock, 303 Stainless	
		3103		1/4"	Brass/Steel
		BL3103			Brass/Steel, Ball Lock
		3103D	Brass/Steel, w/Dill Valve		
		3103GB	Brass		
		3103GS	Steel		
		3103H	Brass/Steel, For Heat, Viton Seal		
		3103LV	Brass/Steel, Less Valve		
		3103S	Brass/SS, For Steam, EPDM Seal		
		3103S/S	303 Stainless		
		BL3103S/S	Ball Lock, 303 Stainless		
		BL3103S/S-104	Ball Lock, 303 Stainless, w/Silicone Seal		
		3103S/SH	303 Stainless, For Heat, Viton Seal		
		3103S/SLV	303 Stainless, Less Valve		
		3103W	Brass/SS, For Water, Buna-N Seal		
		BL3103W	Ball Lock, For Water, Brass/SS, Buna-N Seal		
		3303	3/8"	Brass/Steel	
		BL3303		Ball Lock	
		3303GB		Brass	
		3303GS		Steel	
		3303H		Steel, For Heat, Viton Seal	
		3303S/S		303 Stainless	
BL3303S/S	Ball Lock, 303 Stainless				
3303W	Brass/SS, For Water, Buna-N Seal				



# 1/4" One Way Shut-Off - 3 Series



**FOSTER**  
MANUFACTURING COMPANY

## 3 Series 1/4" 1-Way Manual Sockets (Continued)

Hose Stem	Part No.	I.D.	Description
	3603	1/4"	Brass/Steel
	BL3603		Ball Lock
	3603GB		Brass
	3603GS		Steel
	3603S		Brass/SS, For Steam, EPDM Seal
	3603S/S		303 Stainless
	BL3603S/S		Ball Lock, 303 Stainless
	3603W		Brass/SS, For Water, Buna-N Seal
	3653		5/16"
	BL3653	Ball Lock	
	3653GB	Brass	
	3653GS	Steel	
	3703	3/8"	Brass/Steel
	BL3703		Ball Lock
	3703GB		Brass
	3703GS		Steel
	3703S		Brass/SS, For Steam, EPDM Seal
	3703S/S		303 Stainless
	BL3703S/S		Ball Lock, 303 Stainless
3703W	Brass/SS, For Water, Buna-N Seal		

Requires Hose Clamp (See page 96 for typical hose clamps)

Push-On Hose Stem	Part No.	I.D.	Description
	1513	1/4"	Brass/Steel
	BL1513		Ball Lock
	1513GB		Brass
	1513W		For Water, Brass/SS, Buna-N Seal
	1713	3/8"	Brass/Steel
	BL1713		Ball Lock
	1713GB		Brass
	1713W		For Water, Brass/SS, Buna-N Seal
	1713W		For Water, Brass/SS, Buna-N Seal

Hose clamps not required when used with "Push On" hose. See page 63.


Reusable Hose Clamp	Part No.	I.D. x O.D.	Description
	SB3-3	1/4" x 1/2"	Brass/Steel
	BLSB3-3W		Ball Lock, For Water, Brass/SS, Buna-N Seal
	SB3-3GB		Brass
	SB3-3GS		Steel
	SB3-3S/S		303 Stainless
	SB3-3W	For Water, Brass/SS, Buna-N Seal	
	SB5-3	1/4" x 9/16"	Brass/Steel
	BLSB5-3		Ball Lock
	SB5-3GB		Brass
	SB5-3GS		Steel
	BLSB5-3W		Ball Lock, For Water, Brass/SS, Buna-N Seal
	SB7-3	1/4" x 5/8"	Brass/Steel
	BLSB7-3		Ball Lock
	SB7-3GB		Brass
	SB7-3GS		Steel
	SB7-3S/S		303 Stainless
	BLSB7-3S/S		Ball Lock, 303 Stainless
	SB7-3W		For Water, Brass/SS, Buna-N Seal
	BLSB7-3W	Ball Lock, For Water, Brass/SS, Buna-N Seal	
	SC5-3	5/16" x 9/16"	Brass/Steel
	BLSC5-3	Ball Lock	
	SC7-3	5/16" x 5/8"	Brass/Steel
	BLSC7-3	Ball Lock	
	SD7-3	3/8" x 5/8"	Brass/Steel
	BLSD7-3		Ball Lock
	SD7-3GB		Brass
	SD7-3GS		Steel
	SD9-3	3/8" x 11/16"	Brass/Steel
	BLSD9-3		Ball Lock
	SD11-3	3/8" x 3/4"	Brass/Steel
	BLSD11-3		Ball Lock
SD11-3GB	Brass		
SD11-3GS	Steel		
SD13-3	3/8" x 13/16"	Brass/Steel	
BLSD13-3		Ball Lock	


[1] Sockets with modified valves (Dill Valve) are recommended for use with valve core plugs.

Non-Standard Product     Standard Product  
See page 138 for full size templates




## 3 Series 1/4" 1-Way Automatic Sockets


Female Thread		Part No.	FPT	Description
		FM2803	1/8"	Brass
		FM2803S		For Steam, Brass/SS, EPDM Seal
		SL2803		Sleeve Lock
		FM2803W		For Water, Brass/SS, Buna-N Seal
		FM3003	1/4"	Brass
		SL3003		Sleeve Lock
		FM3003HW		For Hot Water, Brass/SS, Viton Seal
		FM3003S		For Steam, Brass/SS, EPDM Seal
		FM3003W	For Water, Brass/SS, Buna-N Seal	
		SL3003W	Sleeve Lock, For Water, Brass/SS, Buna-N Seal	
		FM3203	3/8"	Brass
		SL3203		Sleeve Lock
		FM3203H		For Heat, Viton Seal
		FM3203W		For Water, Brass/SS, Buna-N Seal

Male Thread		Part No.	MPT	Description
		FM2903	1/8"	Brass
		SL2903		Sleeve Lock, Brass
		FM3103		Brass
		SL3103	1/4"	Sleeve Lock, Brass
		FM3103D		w/Dill Valve
		SL3103D		Sleeve Lock, w/Dill Valve, Brass
		FM3103H	For Heat, Viton Seal	
		FM3103HW	1/4"	For Hot Water, Brass/SS, Viton Seal
		SL3103HW		Sleeve Lock, For Hot Water, Brass/SS, Viton Seal
		FM3103S		For Steam, Brass/SS, EPDM Seal
		FM3103W	For Water, Brass/SS, Buna-N Seal	
		SL3103W	Sleeve Lock, For Water, Brass/SS, Buna-N Seal	
		FM3303	3/8"	Brass
		SL3303		Sleeve Lock, Brass
FM3303W	For Water, Brass/SS, Buna-N Seal			


[1] Sockets with modified valves (Dill Valve) are recommended for use with valve core plugs.


Hose Stem		Part No.	I.D.	Description
		FM3603	1/4"	Brass
		SL3603	1/4"	Sleeve Lock, Brass
		FM3603S	1/4"	For Steam, Brass/SS, EPDM Seal
		FM3653	5/16"	Brass
		SL3653	5/16"	Sleeve Lock, Brass
		FM3703	3/8"	Brass
		SL3703	3/8"	Sleeve Lock, Brass
		FM3703S	3/8"	For Steam, Brass/SS, EPDM Seal

Requires Hose Clamps (See page 96 for typical hose clamps)

Push-On Hose Stem		Part No.	I.D.	Description
		FM1513	1/4"	Brass
		SL1513	1/4"	Sleeve Lock, Brass
		FM1713	3/8"	Brass
		SL1713	3/8"	Sleeve Lock, Brass
		FM1713W	3/8"	For Water, Brass/SS, Buna-N Seal

Hose clamps not required when used with "Push On" hose. See page 63.

Reusable Hose Clamp		Part No.	I.D. x O.D.	Description
		FMSB3-3	1/4" x 1/2"	Brass
		FMSB5-3	1/4" x 9/16"	
		FMSB7-3	1/4" x 5/8"	
		FMSC5-3	5/16" x 9/16"	
		FMSC7-3	5/16" x 5/8"	
		FMSD7-3	3/8" x 5/8"	
		FMSD9-3	3/8" x 11/16"	
		FMSD11-3	3/8" x 3/4"	
		FMSD13-3	3/8" x 13/16"	

Reusable Hose Clamp with Sleeve Lock		Part No.	I.D. x O.D.	Description
		SLSB3-3	1/4" x 1/2"	Sleeve Lock, Brass
		SLSB5-3	1/4" x 9/16"	
		SLSB7-3	1/4" x 5/8"	
		SLSB7-3W	1/4" x 5/8"	Sleeve Lock, For Water, Brass/SS, Buna-N Seal
		SLSC5-3	5/16" x 9/16"	Sleeve Lock, Brass
		SLSC7-3	5/16" x 5/8"	
		SLSD7-3	3/8" x 5/8"	
		SLSD9-3	3/8" x 11/16"	
		SLSD11-3	3/8" x 3/4"	
SLSD13-3	3/8" x 13/16"			