



FRL Series

(Interchange with Hansen 2RL & 3RL)



FOSTER
MANUFACTURING COMPANY

Type: One Way Shut-Off

Rated Pressure: 300 PSIG

Operation: Automatic Push to Connect; Twist-to-release

Features:

- High flow capacity
 - 2RL flow equals that of most 3/8" couplings
 - 3RL flow equals that of most 1/2" couplings
- Ring lock
- Push to connect
- Will not disconnect when hose is dragged on the ground
- Rotate locking sleeve approximately 20° to disconnect
- Optional seal materials available


Standard Materials:


- Socket
 - Zinc Plated Steel Body
 - Brass Socket End
 - Nickel Plated Steel Sleeve
 - Zinc Plated Steel Valve
 - Buna-N (Nitrile) Seal
 - Stainless Steel Spring
 - Zinc Plated Steel Locking Ring
- Plug
 - Zinc Plated Case-Hardened Steel


Accessories:


- Dust caps and dust plugs

2FRL Series 3/8" Plugs


Female Thread		Part No.	FPT	Description
		2L41	1/4"	Steel
		2L43	3/8"	
		2L45	1/2"	


Male Thread		Part No.	MPT	Description
		2L38	1/8"	Steel
		2L40	1/4"	
		2L42	3/8"	
2L44	1/2"			


Hose Stem		Part No.	I.D.	Description
		2L46	1/4"	Steel
		2L48	3/8"	Requires Hose Clamp (See page 96 for typical hose clamps)
		2L49	1/2"	

Reusable Hose Clamp		Part No.	I.D. x O.D.	Description
		2LPD7	3/8" x 5/8"	Steel
		2LPD9	3/8" x 11/16"	
		2LPD11	3/8" x 3/4"	
		2LPD13	3/8" x 13/16"	
		2LPP13	1/2" x 13/16"	
		2LPP15	1/2" x 7/8"	
		2LPP17	1/2" x 15/16"	
2LPP19	1/2" x 1"			

3FRL Series 1/2" Plugs

Female Thread		Part No.	FPT	Description
		3L51	1/4"	Steel
		3L55	1/2"	
		3L57	3/4"	

Male Thread		Part No.	MPT	Description
		3L50	1/4"	Steel
		3L52	3/8"	
		3L54	1/2"	
3L56	3/4"			


Hose Stem (3FRL Series 1/2")		Part No.	I.D.	Description
		3L58	1/4"	Steel
		3L59	3/8"	
		3L60	1/2"	
		3L60G	1/2"	Steel, Ball Check
		3L61	3/4"	Steel
		3L61G	3/4"	Steel, Ball Check
Requires Hose Clamp (See page 96 for typical hose clamps)				


Non-Standard Product Standard Product


See page 141 for full size templates


See page 130 - 131 for optional seal compounds

2FRL Series 3/8" Automatic Sockets


Female Thread		Part No.	FPT	Description
		2R4004	1/4"	Brass/Steel
		2R4204	3/8"	
		2R4404	1/2"	

Male Thread		Part No.	MPT	Description
		2R4104	1/4"	Brass/Steel
		2R4304	3/8"	
		2R4504	1/2"	


Hose Stem		Part No.	I.D.	Description
		2R4604	1/4"	Brass/Steel Requires Hose Clamp (See page 96 for typical hose clamps)
		2R4704	5/16"	
		2R4804	3/8"	
		2R4904	1/2"	


Push-On Hose Stem		Part No.	I.D.	Description
		2R1714	3/8"	Brass/Steel
		2R1814	1/2"	


Hose clamps not required when used with "Push On" hose. See page 63.


Reusable Hose Clamp		Part No.	I.D. x O.D.	Description
		2RSD7	3/8" x 5/8"	Brass/Steel
		2RSD9	3/8" x 11/16"	
		2RSD11	3/8" x 3/4"	
		2RSD13	3/8" x 13/16"	

3FRL Series 1/2" Automatic Sockets


Female Thread		Part No.	FPT	Description
		3R4015	1/4"	Brass/Steel
		3R5005	3/8"	
		3R5205	1/2"	
		3R5405	3/4"	

Male Thread		Part No.	MPT	Description
		3R4905	1/4"	Brass/Steel
		3R5105	3/8"	
		3R5305	1/2"	
		3R5505	3/4"	

Hose Stem		Part No.	I.D.	Description
		3R5605	1/4"	Brass/Steel Requires Hose Clamp (See page 96 for typical hose clamps)
		3R5705	3/8"	
		3R5805	1/2"	
		3R5905	3/4"	

Push-On Hose Stem		Part No.	I.D.	Description
		3R1815	1/2"	Brass/Steel

Hose clamps not required when used with "Push On" hose. See page 63.

Reusable Hose Clamp		Part No.	I.D. x O.D.	Description
		3RSD7	3/8" x 5/8"	Brass/Steel
		3RSD9	3/8" x 11/16"	
		3RSD11	3/8" x 3/4"	
		3RSD13	3/8" x 13/16"	
		3RSP13	1/2" x 13/16"	
		3RSP15	1/2" x 7/8"	
		3RSP17	1/2" x 15/16"	
3RSP19	1/2" x 1"			

See page 141 for full size templates

See page 130 - 131 for optional seal compounds